


Seagull Proof Bags Information guide



Seagull proof bags stop seagulls from ripping open rubbish bags and spreading litter.

They are designed to protect your black rubbish bags on collection day. They are not intended to store rubbish in between collections.

When seagull proof bags are left outside between collections they're an eyesore and a health hazard.

Seagull proof bags are used to protect your black rubbish bags from seagulls on collection day, **not to store rubbish between collections.**






Once the seagull bag has been emptied it should be folded or rolled up and stored away in a safe place until your next collection.

They must be stored away as soon as possible after they have been emptied.






We ask that you treat them the same way as the red recycling bags - by putting them out on collection day and bringing them back in afterwards

Failure to take the seagull proof bag in could result in you being fined.

Please remember:

-  Rubbish **MUST** first be placed in black rubbish bags.
-  The rubbish bags should then be put in the seagull proof bags.
-  Put your seagull proof bag out for collection last thing at night or before 6am on your collection day.
-  Take your seagull bag in again as soon as possible after the rubbish has been collected.
-  To prevent the bag being blown away either attach it to your property or put something heavy in the bottom of the bag.

Please do not:

-  Put plastic bags of rubbish out on their own, as the seagulls will spread it all over the road.
-  Put rubbish straight in the seagull proof bag, or it will not be collected.
-  Tie the handles together over the lid, or it will not be collected.
-  Use the bags for bulky waste, liquid, garden and hazardous waste – the bags are for household rubbish only.
-  Leave the bags outside except on collection day.



Useful questions and answers

Do I have to use the seagull proof bag?

Yes. For the seagull proof bags to work everyone in the area must use them. Any rubbish bags left outside the seagull proof bag will not be collected.

Why do I have to bring my seagull proof bag indoors?

Seagull proof bags are not intended to be used as permanent rubbish storage or as a replacement for bins.

When bags are left outside between collections they smell and attract flies and maggots. Passers-by use them for loose rubbish, which then results in them not being emptied. They quickly become a health hazard for the whole street.

What happens if I leave my bag out?

If bags are left out enforcement action will be taken, which will result in you being fined

How do I keep my bag clean?

The best way to make sure your seagull proof bag stays clean is to use good quality black rubbish bags to contain all your rubbish, and bring the bag in as soon as possible after collection.

Do not use carrier bags or put loose rubbish into the seagull proof bag, as it will not be emptied.

You can clean your seagull proof bag occasionally with water and diluted washing up liquid if necessary.

What happens if my seagull proof bag is not emptied on collection day?

If your rubbish is properly contained in black rubbish bags inside the seagull proof bag and put out on time but for some reason not collected, please report it immediately on the number below.

What happens if my bag is lost, stolen or damaged?

If your bag is lost, stolen or damaged you will need to pay for a new one. These can be ordered by phoning 01843 577000.

Thanet District Council has produced this leaflet at the request of residents. We are always grateful for feedback on ways to improve our services.



www.thanet.gov.uk/recycling



01843 577000